

# PSM3-30/iNELS, PSM3-60/iNELS, PSM3-100/iNELS

EN Power supplies for iNELS BUS



**iNELS**  
BUS System

02-86/2022 Rev.0

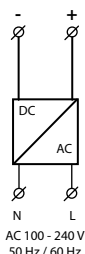
## Characteristics

- Used to supply central units and external master within intelligent electro-installation iNELS.
- Through BUS separators from the supply voltage BPS3-01M and BPS3-02M, it supplies BUS lines from which iNELS peripheral units are also powered.
- Rated output voltage 27V DC with the possibility of regulation.
- High efficiency of up to 90%.
- Low ripple & noise.
- Protection: Over load, Over voltage and Short circuit.
- Continuously adjustable output voltage to adapt to the specific application, e.g. the need to compensate for the voltage drop caused by the length of the line.

## Connection

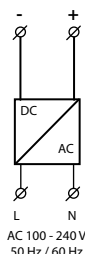
PSM3-30/iNELS

DC 27 V / 1.1 A/30 W



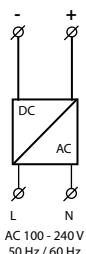
PSM3-60/iNELS

DC 27 V / 2.2 A/60 W



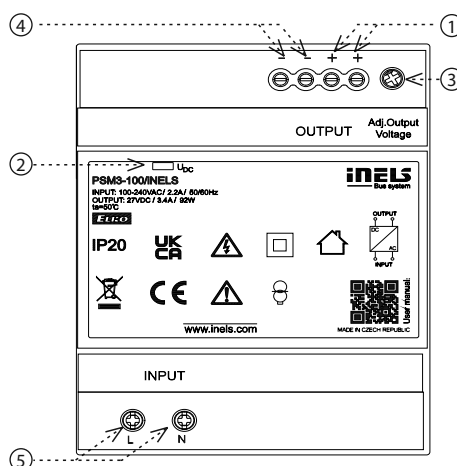
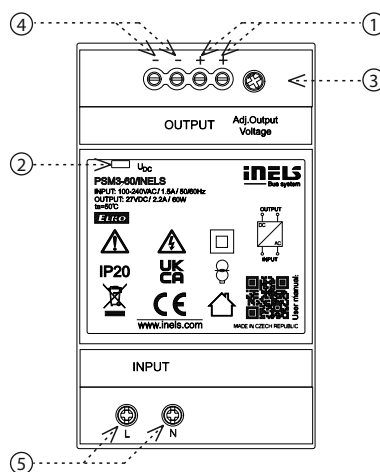
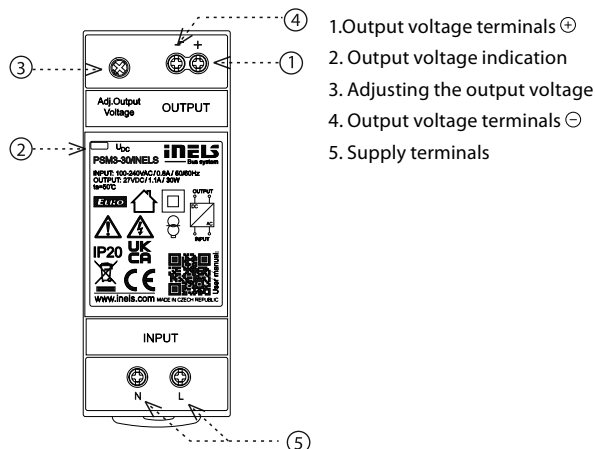
PSM3-100/iNELS

DC 27 V / 3.4 A/92 W



Power supplies PSxM are overcurrent protection devices, because it turns power supplies off, if the output current exceeds more than 30 % of the rated output of the power supply. Therefore, these units are not intended to supply e.g. halogen lamps, because the starting / inrush current (in the cold state) is approximately ten times the amount of the steady-state operating current. So these power supplies cannot turn on such lamps.

## Description



## Technical parameters

	PSM3-30/iNELS	PSM3-60/iNELS	PSM3-100/iNELS
<b>Input</b>			
Voltage range:	AC 100 - 240 V (50-60 Hz)		
Tolerance:	± 10%		
Efficiency:	89%	90%	90%
Burden without load (max.):	0.4W / 8VA	0.5W / 6.5VA	0.1W / 12VA
Burden with full load (max.):	33W / 60VA	70W / 111VA	105W / 160VA
Inrush current:*	max. 25A at 115V AC/60Hz max. 45A at 240V AC/50Hz	max. 30A at 115V AC/60Hz max. 60A at 240V AC/50Hz	max. 35A at 115V AC/60Hz max. 70A at 240V AC/50Hz
<b>Output</b>			
Rated voltage:	27V DC	27V DC	27V DC
Vol. setting range:	21.5 - 28.5V	20.5 - 29V	24.5 - 28V
Rated current:	1.1A	2.2A	3.4A
Rated power:	30W	60W	92W
Ripple & Noise:	150mV	150mV	150mV
Output indication:	blue LED	green LED	modrá LED
Tolerance of output voltage:	5 %		
Overload protection:	from 130% - 200% rated output power		
Overvoltage protection:	from 110 % - 145% rated output power		
Overcurrent protection:	from 110% - 180% rated output power		
Short circuit protection:	temporarily disconnecting the output		
<b>Other information</b>			
Operating temperature:	-20 to +50°C		
Operating humidity:	20% ~ 90% non-condensing		
Storage temperature:	-40 to +80°C		
Dielectric strength:	3kV AC		
Isolation resistance:	100M.Ω / 500V DC / 25°C (77°F) / 70% RH		
Overvoltage category:	III.		
Pollution degree:	2		
Max. cable size:	max. 1x 2.5 mm <sup>2</sup> , max. 2x 1.5 mm <sup>2</sup> solid wire / with sleeve max. 1x 2,5 mm <sup>2</sup>		
Terminal torque:			
input terminals	0.3 Nm		
output terminals	0.5 Nm		
Protection degree:	IP20		
MTBF:	200 000 hours minimum, full load at 25°C ambient temperature		
Mounting:	DIN rail EN 60715		
Dimensions:	90 x 35 x 58 mm	90 x 52.5 x 58 mm	90 x 70 x 58 mm
Weight:	120 g	190 g	270 g
Standards:	IEC60950-1, UL508, TUV EN61558-2-16		

\* the stated values are valid for the full load from the source

## Warning

Device is constructed for connection for 1-phase main alternating -current voltage and must be installed according to norms valid in existing state. Connection according to the details in this direction. Installation, connection, setting and servicing should be installed by qualified electrician staff only, who learn this instruction and functions of device. For right device protection should be fronted-end certain element. Before starting installation must be main switch in position "SWITCH OFF" and device should be out of voltage. Don't install device to suppliers surcharge electro-magnetic interference. By right installation of device is provide good air circulate to don't pass maximal operating temperature, in case of higher ambient temperature and permanent working. For installation and setting use screw-driver cca 2 mm. The device is full-electronic - installation should be effected according to this. Function without problems is too dependent on previous type of transportation, storing and manipulation. In case of any vestige of destruction, deformation, non-function or missing part, don't install and made claim to seller. Product may be, after passing operating time, disassembled, recycled or puted on protected tip.

## Declaration of conformity

ELKO EP declares that the PSM3-30/iNELS, PSM3-60/iNELS, PSM3-100/iNELS type of equipment complies with Directives 2014/30/EU, 2011/65/EU, 2015/863/EU and 2014/35/EU. The full EU Declaration of Conformity is available at:  
[www.elkoep.com/power-supply---psm3-30-inels](http://www.elkoep.com/power-supply---psm3-30-inels)  
[www.elkoep.com/power-supply---psm3-60-inels](http://www.elkoep.com/power-supply---psm3-60-inels)  
[www.elkoep.com/power-supply---psm3-100-inels](http://www.elkoep.com/power-supply---psm3-100-inels)